

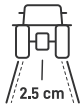


FJD AT2 MAX AUTO STEER SYSTEM

FJD AT2 MAX

The FJD AT2 Max Auto Steer System represents a significant advancement in FJD's agricultural technology. As the flagship product of FJD's new-generation autosteering systems, the AT2 Max sets itself apart as the first all-in-one navigation kit, delivering a comprehensive, all-encompassing solution for various agricultural machinery.

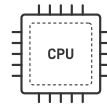
Building upon the proven capabilities of its predecessor, the standard AT2, the AT2 Max makes innovative enhancements in both hardware and software, bringing you a new experience with higher efficiency and precision. With tangible improvements in productivity and profitability, the AT2 Max rapidly pays off your investment in cutting-edge technology, helping you gain more success in today's competitive agriculture world.



RTK Accuracy



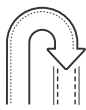
12.1-Inch Display



High-Speed CPU



Free PPP & SBAS



Automatic U-turn



New Steering Wheel



Online Support & OTA



ISOBUS

AUTOMATIC CONTROL

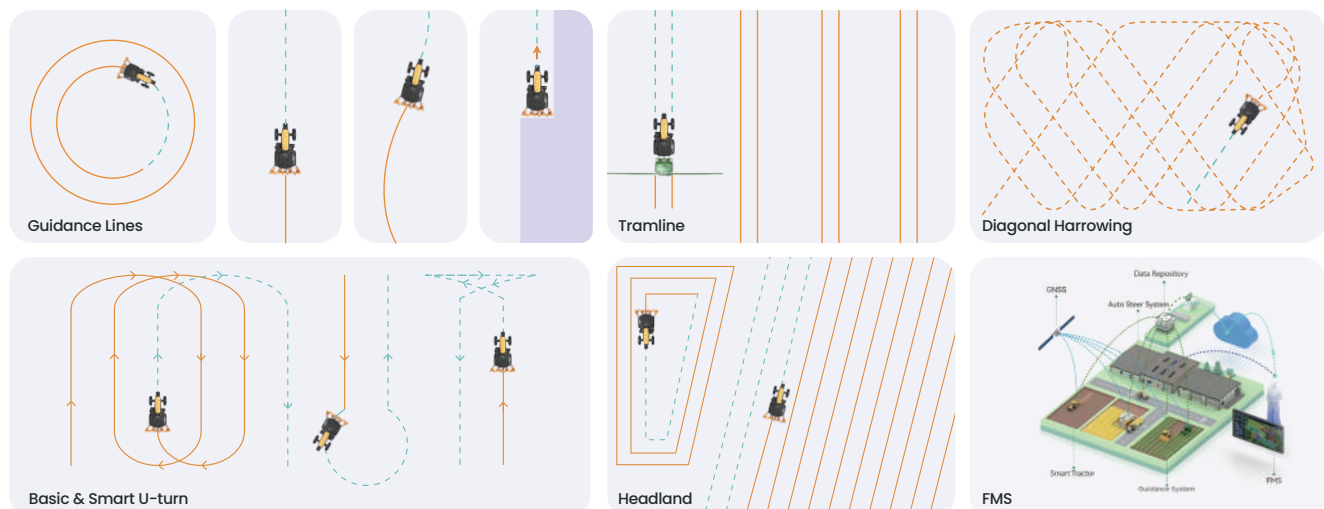
The AT2 Max offers guidance lines and tramlines to guide your tractor on straight, curved, pivot, or mixed routes across various terrains. It also allows you to translate guidance lines and vehicle positions for better operations.

With smart U-turn, the AT2 Max plans the optimal path for turning at the end of rows, reducing operating distance by up to 30% compared with manual turning. This enhances your overall operational efficiency while saving fuel usage.

For polygonal fields, the AT2 Max allows you to choose inflection points for diagonal harrowing. With headlands generated based on the boundaries, you can better fit the contours of your fields, ensuring that every inch of land is effectively cultivated.

Connecting to FMS, you can easily monitor everything on your farm, including fields, vehicles, implements, tasks, and operational records. This integration allows for real-time data transfer, enabling you to visualize workflows for multi-task management.

Supporting 31 languages, GIS data transfer, and flexible modes (ultra-low speed/demo mode/record mode), the AT2 Max has got you covered in every farming scenario.



NEW DISPLAY

The AT2 Max stretches the screen size to 12.1 inches, a 46% increase in visible area compared to the standard AT2. With a larger screen, you can see everything more clearly on the display and reduce operation errors while driving your tractor at high speeds to carry out tasks. You can also work on multiple tasks at the same time through a split-screen view without constantly switching between windows.

The AT2 Max features a narrow bezel design that offers a higher screen-to-body ratio. It is built with a metal case wrapping around the edges, adding a touch of premium feel and durability. This combination of sleek design and high-quality materials is both visually appealing and long-lasting for daily use, making the AT2 Max a perfect blend of style and practicality.



ENHANCED PERFORMANCE

The AT2 Max boasts an impressive CPU architecture that greatly enhances performance, marking a remarkable 170% increase in computing power compared to its predecessor, the standard AT2. This leap in capability supports speed improvements of up to 1.5 times, enabling you to tackle demanding tasks with remarkable efficiency.

Coupled with an upgrade to 4GB of RAM, the system delivers an exceptionally smooth operating experience, drastically reducing response and waiting times. This means you don't have to wait too long when performing complex operations. The AT2 Max sets a new standard for performance and user experience, meeting your needs of computing power and speed in data processing.



UPGRADED INTERACTION

The AT2 Max allows you to display the ISOBUS UT in full screen, so you can focus on critical data without distractions. This new interface can show up to 24 sections at the same time, giving you a better view and control of your equipment.


The introduction of a four-screen layout further elevates the navigation experience by allowing you to view multiple data windows for making informed judgments in the field. Along with a mini navigation window and other innovative features, the AT2 Max takes user interaction to the next level, making challenging farming tasks easier and faster than before.



Mini navigation window



Simultaneous operation



Left and right split screens

EXTENSIVE VERSATILITY

The AT2 Max has extensive versatility with various accessories. It can be equipped with a wired camera to offer infrared night vision for night work, helping you navigate in low-light conditions and monitor your surroundings with clarity and precision.

When paired with Easy Control, the AT2 Max allows you to quickly turn on and off the autosteering function when necessary along with remote control of common functions, giving you greater convenience in your daily operations.

Beyond the option of adding an electric steering wheel, the AT2 Max also offers multiple access ports to hydraulic tractors and sprayers (relevant accessories required), greatly broadening its utility in various operational scenarios. With the AT2 Max, you can make full use of your existing equipment to meet the specific demands of any project at hand.




ISOBUS COMPATIBILITY

ISOBUS removes the barriers of interaction between different machines from various manufacturers, allowing you to seamlessly connect multiple machines at the same time. With all the data displayed in just one terminal, ISOBUS helps you achieve easy control of machinery and streamlines your operations.

The AT2 Max boasts full compatibility with any ISOBUS-friendly implements on the market. Regardless of equipment makes or models you currently own or plan to use in the future, you can seamlessly integrate them with the AT2 Max, offering you greater efficiency and convenience in farming production.

The AT2 Max features simpler installation procedures and quicker software loading times, giving you an unprecedented experience. With robust support for functionalities like UT/TC-BAS/TC-SC/TC-GEO/AUX-N, you can maximize the full potential of your machinery to achieve optimal performance and productivity in the field.



UPGRADE PACKAGE

As your farming demands may evolve over time, there are readily available upgrade packages that support upgrading the AT2, AS2, AH2 to the AT2 Max, helping you quickly utilize the cutting-edge technologies for more challenging agricultural tasks.



AT2



AS2



AH2



AT2 MAX

QUICK SPECS

Control Terminal

Dimensions	290×196×25 mm
Basic Configuration	12.1-inch capacitive touch screen
	1280×800 pixels
	500 nits backlight, speaker
	4 GB RAM, 16 GB ROM, Various communication interfaces
Operating Voltage	9–36V
Signals Received	Radio, satellite, and 4G
Relative Humidity	0%–95%, at 40°C (non-condensing)
Wi-Fi	2.4 GHz frequency band
	frequency range: 2402–2480 MHz
	output power: 2.4 GHz 11n 14±2 dBm
Operating Temperature	–20°C to 70°C
IP Rating	IP67

Electric Steering Wheel

Dimensions	380×115 mm
Operating Voltage	12V/24V
Peak Torque	15 N·m (12V); 20 N·m (24V)
IP Rating	IP65

Attitude Sensor

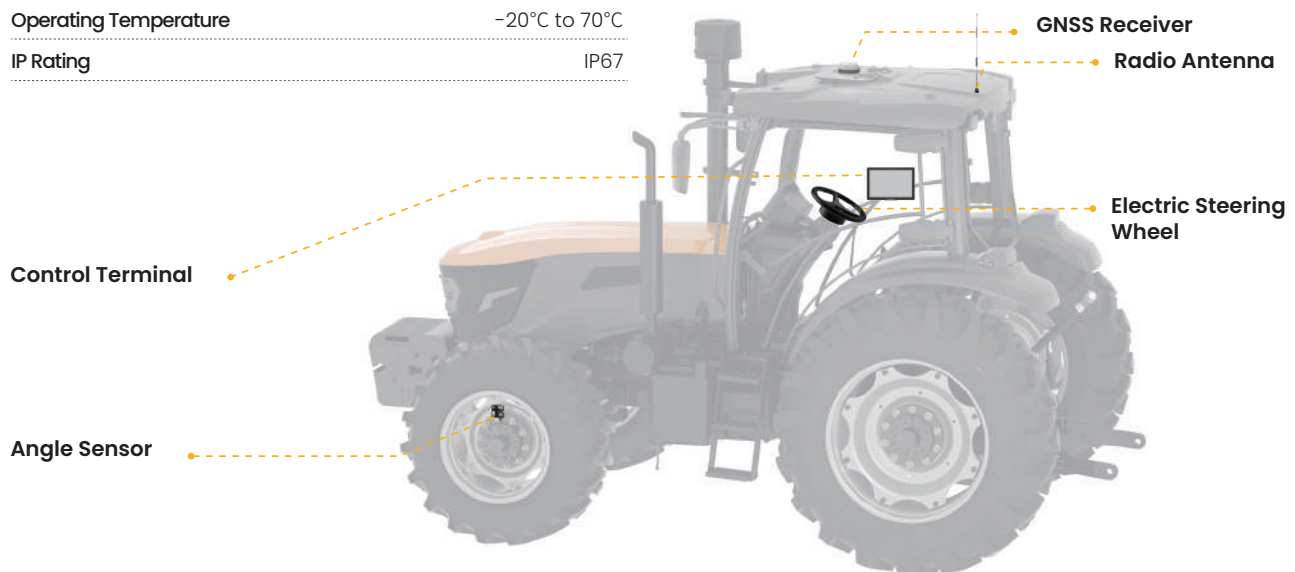
Max Output Frequency	200 Hz
Resolution	< 0.1°/s
Operating Temperature	–20°C to 70°C
IP Rating	IP67

GNSS Receiver

Dimensions	162×64.5 mm
Frequency Band	GPS: L1C/A, L1C, L2P(W), L2C, L5; GLONASS: L1, L2; BDS: B1I, B2I, B3I, B1C, B2a; Galileo: E1, E5a, E5b; SBAS
Operating Voltage	9–36V
Operating Current	< 300 mA
IMU Accelerometer Accuracy	0.5 mg
IMU Gyroscope Accuracy	0.1°/s
Roll/Pitch Accuracy	±0.2°
Operating Temperature	–20°C to 70°C
Storage Temperature	–40°C to 85°C
IP Rating	IP66

Radio Antenna

Frequency Range	410–470 MHz or 902–928 MHz
Voltage Standing Wave Ratio	≤ 2.0
Gain	> 1±0.5 dBi
Impedance	50Ω
Polarization	Vertical
Operating Temperature	–20°C to 60°C



Free Quote: sales.global@fjdynamics.com
Address: 15 SCOTTS ROAD #03-12, Singapore

FJDynamics.com



CREATE FOR A BETTER WORLD

Copyright © FJDynamics. All rights reserved.